



POWELL
GARDENS
Kansas City's Botanical Garden™

The Island Garden's Best Waterlilies

by Willie Hofstetter, Senior Gardener—Island Garden at Powell Gardens

Plant Name: Almost Black Hardy Waterlily

Botanical Name: *Nymphaea* 'Almost Black'

Hybridizer: Slocum

Year: 1994

Attributes: Green pads over 7 inches across, fairly free flowering, Marliac rhizome

Bloom: Red outer petals deepening towards the center, yellow stamen, 4-5 inches round, late spring to fall.

Culture: Full sun is a requirement. Best grown in pot with at least 5 gallons of soil, but can be grown in a mud bottom pond as well. At least 6 inches of water over the crown is required, preferably 12-24 inches of water over the crown. Plant only after water temperature is above 60°F. Fertilize every two weeks for best flower display. Calm water is preferred. Be sure that the crown is at least 12 inches below the surface of the water before winter.



Comments: It is a good idea to remove spent flowers and yellow pads on a regular basis. The hybridizer states that this plant is an inter-subgeneric cross between a hardy waterlily and a tropical waterlily.

Location at Powell Gardens: Island Garden Display Pools

Plant Name: Attraction Hardy Waterlily

Botanical Name: *Nymphaea* 'Attraction'

Hybridizer: Marliac

Year: 1910

Attributes: Green pads up to 10 inches across, Fairly free flowering, Marliac rhizome

Bloom: Pink petals, deepening towards the center with prominent white and pink striped sepals, yellow stamen, 5-6 inches round, late spring to fall.

Culture: Full sun is a requirement. Best grown in pot with at least 5 gallons of soil, but can be grown in a mud bottom pond as well. At least 6 inches of water over the crown is required, preferably 12-24 inches of water over the crown. Plant only after water temperature is above 60°F. Fertilize every two weeks for best flower display. Calm water is preferred. Be sure that the crown is at least 12 inches below the surface of the water before winter.



Comments: It is a good idea to remove spent flowers and yellow pads on a regular basis. One of the largest red/pinks.

Location at Powell Gardens: Island Garden Display Pools

Plant Name: Charlene Strawn Hardy Waterlily (no photo)

Botanical Name: *Nymphaea* 'Charlene Strawn'

Hybridizer: Strawn

Year: 1969

Attributes: Green pads about 8 inches across, very free flowering, Marliac rhizome

Bloom: yellow petals, greenish yellow sepals, yellow stamen, about 6 inches round, late spring to fall.

Culture: Full sun is a requirement. Best grown in pot with at least 5 gallons of soil, but can be grown in a mud bottom pond as well. At least 6 inches of water over the crown is required, preferably 12-24 inches of water over the crown. Plant only after water temperature is above 60°F. Fertilize every two weeks for best flower display. Calm water is preferred. Be sure that the crown is at least 12 inches below the surface of the water before winter.

Comments: It is a good idea to remove spent flowers and yellow pads on a regular basis. One of the more fragrant hardy waterlilies.

Location at Powell Gardens: Island Garden Display Pools

Plant Name: Chrysantha Hardy Waterlily

Botanical Name: *Nymphaea* 'Chrysantha'


Hybridizer: Marliac

Year: 1905

Attributes: Green pads about 4-5 inches across, new pads have light mottling, free flowering, upright rhizome

Bloom: Petals are creamy yellow changing to a creamy orange by the third day, yellow stamen, about 2 to 3 inches round, late spring to fall.

Culture: Full sun is a requirement. Best grown in pot with at least 5 gallons of soil, but can be grown in a mud bottom pond as well. At least 6 inches of water over the crown is required, preferably 12-24 inches of water over the crown. Plant only after water temperature is above 60°F. Fertilize every two weeks for best flower display. Calm water is preferred. Be sure that the crown is at least 12 inches below the surface of the water before winter.



Comments: It is a good idea to remove spent flowers and yellow pads on a regular basis. One of the aquatic gardener's favorites. Easy to grow and the flower color changes!

Location at Powell Gardens: Island Garden Display Pools

Plant Name: Chubby Hardy Waterlily (no photo)

Botanical Name: *Nymphaea* 'Chubby'

Hybridizer: Strawn

Year: 1993

Attributes: Green pads about 5 inches across, free flowering, Marliac rhizome

Bloom: Petals are white with a hint of pink towards the center, yellow stamen, about 3 to 4 inches round, late spring to fall.

Culture: Full sun is a requirement. Best grown in pot with at least 5 gallons of soil, but can be grown in a mud bottom pond as well. At least 6 inches of water over the crown is required, preferably 12-24 inches of water over the crown. Plant only after water temperature is above 60°F. Fertilize every two weeks for best flower display. Calm water is preferred. Be sure that the crown is at least 12 inches below the surface of the water before winter.

Comments: It is a good idea to remove spent flowers and yellow pads on a regular basis.

Location at Powell Gardens: Island Garden Display Pools

Plant Name: Cliff Tiffany Hardy Waterlily

Botanical Name: *Nymphaea* 'Cliff Tiffany'

Hybridizer: Fourth Generation Nursery

Year: 2009

Attributes: Pads have attractive green and purple mottling and are about 8 inches across, extremely free flowering,

Bloom: Petals are a nice yellow, yellow stamen, about 5 or 6 inches round, late spring to fall.

Culture: Full sun is a requirement. Best grown in pot with at least 5 gallons of soil, but can be grown in a mud bottom pond as well. At least 6 inches of water over the crown is required, preferably 12-24 inches of water over the crown. Plant only after water temperature is above 60°F. Fertilize every two weeks for best flower display. Calm water is preferred. Be sure that the crown is at least 12 inches below the surface of the water before winter.

Comments: It is a good idea to remove spent flowers and yellow pads on a regular basis.

Location at Powell Gardens: Island Garden Display Pools



Plant Name: Colorado Hardy Waterlily

Botanical Name: *Nymphaea* 'Colorado'

Hybridizer: Strawn

Year: 1994


Attributes: Pads are green 4-6 inches across, very free flowering,

Bloom: Petals are peach colored, yellow stamen, about 3 inches round, late spring to fall.

Culture: Full sun is a requirement. Best grown in pot with at least 5 gallons of soil, but can be grown in a mud bottom pond as well. At least 6 inches of water over the crown is required, preferably 12-24 inches of water over the crown. Plant only after water temperature is above 60°F. Fertilize every two weeks for best flower display. Calm water is preferred. Be sure that the crown is at least 12 inches below the surface of the water before winter.

Comments: It is a good idea to remove spent flowers and yellow pads on a regular basis.

Location at Powell Gardens: Island Garden Display Pools



Plant Name: Deep Purple Hardy Waterlily (no photo)

Botanical Name: *Nymphaea* 'Deep Purple'

Hybridizer: Florida Aquatic Nursery

Year: 2012

Attributes: Pads are green with heavy bronze mottling 6 to 7 inches across, fairly free flowering

Bloom: Petals are a deep red with a hint of purple, burnt orange stamen, about 5 inches round, late spring to fall.

Culture: Full sun is a requirement. Best grown in pot with at least 5 gallons of soil, but can be grown in a mud bottom pond as well. At least 6 inches of water over the crown is required, preferably 12-24 inches of water over the crown. Plant only after water temperature is above 60°F. Fertilize every two weeks for best flower display. Calm water is preferred. Be sure that the crown is at least 12 inches below the surface of the water before winter.

Comments: It is a good idea to remove spent flowers and yellow pads on a regular basis. This is an inter-subgeneric cross between a tropical and a hardy waterlily.

Location at Powell Gardens: Island Garden Display Pools

Plant Name: Denver Hardy Waterlily

Botanical Name: *Nymphaea* 'Denver'

Hybridizer: Strawn

Year: 1997

Attributes: Pads are green with very faint mottling about 4 inches across, fairly free flowering.

Bloom: Petals are creamy with a hint of yellow, yellow stamen, about 3 inches round, late spring to fall.

Culture: Full sun is a requirement. Best grown in pot with at least 5 gallons of soil, but can be grown in a mud bottom pond as well. At least 6 inches of water over the crown is required, preferably 12-24 inches of water over the crown. Plant only after water temperature is above 60°F. Fertilize every two weeks for best flower display. Calm water is preferred. Be sure that the crown is at least 12 inches below the surface of the water before winter.



Comments: It is a good idea to remove spent flowers and yellow pads on a regular basis.

Location at Powell Gardens: Island Garden Display Pools

Plant Name: Georgia Peach Hardy Waterlily (no photo)

Botanical Name: *Nymphaea* 'Georgia Peach'

Hybridizer: Strawn

Year: 1998

Attributes: Pads are green about 5-7 inches across, very free flowering, odorata rhizome

Bloom: Petals are peach colored, yellow stamen, 4 to 5 inches round, late spring to fall The blossoms are held higher above the water than some.

Culture: Full sun is a requirement. Best grown in pot with at least 5 gallons of soil, but can be grown in a mud bottom pond as well. At least 6 inches of water over the crown is required, preferably 12-24 inches of water over the crown. Plant only after water temperature is above 60°F. Fertilize every two weeks for best flower display. Calm water is preferred. Be sure that the crown is at least 12 inches below the surface of the water before winter.

Comments: It is a good idea to remove spent flowers and yellow pads on a regular basis.

Location at Powell Gardens: Island Garden Display Pools

Plant Name: Gladstoniana Hardy Waterlily

Botanical Name: *Nymphaea* 'Gladstoniana'


Hybridizer: Richardson

Year: 1897

Attributes: Pads are green about 11 inches across, not quite as free flowering, Marliac rhizome

Bloom: Petals are white, yellow stamen, 5 to 6 inches round, late spring to fall.

Culture: Full sun is a requirement. Best grown in pot with at least 5 gallons of soil, but can be grown in a mud bottom pond as well. At least 6 inches of water over the crown is required, preferably 12-24 inches of water over the crown. Plant only after water temperature is above 60°F. Fertilize every two weeks for best flower display. Calm water is preferred. Be sure that the crown is at least 12 inches below the surface of the water before winter.



Comments: It is a good idea to remove spent flowers and yellow pads on a regular basis.

Location at Powell Gardens: Island Garden Display Pools

Plant Name: Joanne Pring Hardy Waterlily


Botanical Name: *Nymphaea* 'Joanne Pring'

Hybridizer: Pring

Year: 1942

Attributes: Pads are green about 4 inches across, very free flowering, Marliac rhizome

Bloom: Petals are pink in the center fading to white on the outside, yellow stamen, 2 to 3 inches round, late spring to fall.



Culture: Full sun is a requirement. Best grown in pot with at least 5 gallons of soil, but can be grown in a mud bottom pond as well. At least 6 inches of water over the crown is required, preferably 12-24 inches of water over the crown. Plant only after water temperature is above 60°F. Fertilize every two weeks for best flower display. Calm water is preferred. Be sure that the crown is at least 12 inches below the surface of the water before winter.

Comments: It is a good idea to remove spent flowers and yellow pads on a regular basis. Another of the aquatic gardener's favorites. Very nice small specimen.

Location at Powell Gardens: Island Garden Display Pools

Plant Name: Joey Tomocik Hardy Waterlily

Botanical Name: *Nymphaea* 'Joey Tomocik'

Hybridizer: Strawn

Year: 1993

Attributes: Pads are green about 8 inches across, fairly free flowering, odorata rhizome

Bloom: Petals are bright yellow, yellow stamen, about 4 inches round, late spring to fall.



Culture: Full sun is a requirement. Best grown in pot with at least 5 gallons of soil, but can be grown in a mud bottom pond as well. At least 6 inches of water over the crown is required, preferably 12-24 inches of water over the crown. Plant only after water temperature is above 60°F. Fertilize every two weeks for best flower display. Calm water is preferred. Be sure that the crown is at least 12 inches below the surface of the water before winter.

Comments: It is a good idea to remove spent flowers and yellow pads on a regular basis. While this plant is highly regarded by professionals, the aquatic gardener doesn't feel it does well in the Kansas City climate. It would probably do much better in the South.

Location at Powell Gardens: Island Garden Display Pools

Plant Name: Laura Strawn Hardy Waterlily (no photo)

Botanical Name: *Nymphaea* 'Laura Strawn'

Hybridizer: Strawn

Year: 1997

Attributes: Pads are green about 6 inches across, fairly free flowering, Marliac rhizome

Bloom: Petals are creamy white, yellow stamen, about 4 inches round, late spring to fall.

Culture: Full sun is a requirement. Best grown in pot with at least 5 gallons of soil, but can be grown in a mud bottom pond as well. At least 6 inches of water over the crown is required, preferably 12-24 inches of water over the crown. Plant only after water temperature is above 60°F. Fertilize every two weeks for best flower display. Calm water is preferred. Be sure that the crown is at least 12 inches below the surface of the water before winter.

Comments: It is a good idea to remove spent flowers and yellow pads on a regular basis.

Location at Powell Gardens: Island Garden Display Pools

Plant Name: Madame Wilfron Gonnère Hardy Waterlily

Botanical Name: *Nymphaea* 'Madame Wilfron Gonnère'

Hybridizer: Latour-Marliac Nursery

Year: 1924

Attributes: Pads are green about 9 inches across, fairly free flowering, Marliac rhizome

Bloom: Petals are pink, yellow stamen, about 4 inches round, late spring to fall.

Culture: Full sun is a requirement. Best grown in pot with at least 5 gallons of soil, but can be grown in a mud bottom pond as well. At least 6 inches of water over the crown is required, preferably 12-24 inches of water over the crown. Plant only after water temperature is above 60°F. Fertilize every two weeks for best flower display. Calm water is preferred. Be sure that the crown is at least 12 inches below the surface of the water before winter.



Comments: It is a good idea to remove spent flowers and yellow pads on a regular basis.

Location at Powell Gardens: Island Garden Display Pools

Plant Name: Manee Red Hardy Waterlily

Botanical Name: *Nymphaea* 'Manee Red'

Hybridizer: Songpanich

Year: 2006

Attributes: Pads are green about 5 inches across, fairly free flowering

Bloom: Petals are bright red, yellow stamen, 3 to 4 inches round, late spring to fall.

Culture: Full sun is a requirement. Best grown in pot with at least 5 gallons of soil, but can be grown in a mud bottom pond as well. At least 6 inches of water over the crown is required, preferably 12-24 inches of water over the crown. Plant only after water temperature is above 60°F. Fertilize every two weeks for best flower display. Calm water is preferred. Be sure that the crown is at least 12 inches below the surface of the water before winter.



Comments: It is a good idea to remove spent flowers and yellow pads on a regular basis.

Location at Powell Gardens: Island Garden Display Pools

Plant Name: Manee Siam Hardy Waterlily (no photo)

Botanical Name: *Nymphaea* 'Manee Siam'

Hybridizer: Songpanich

Year: 2007

Attributes: Pads are green about 4 inches across, fairly free flowering

Bloom: Petals are white, yellow stamen, 3 to 4 inches round, late spring to fall.

Culture: Full sun is a requirement. Best grown in pot with at least 5 gallons of soil, but can be grown in a mud bottom pond as well. At least 6 inches of water over the crown is required, preferably 12-24 inches of water over the crown. Plant only after water temperature is above 60°F. Fertilize every two weeks for best flower display. Calm water is preferred. Be sure that the crown is at least 12 inches below the surface of the water before winter.

Comments: It is a good idea to remove spent flowers and yellow pads on a regular basis.

Location at Powell Gardens: Island Garden Display Pools

Plant Name: Mangkala Ubol Hardy Waterlily

Botanical Name: *Nymphaea* 'Mangkala Ubol'

Hybridizer: Chansilpa

Year: 1997

Attributes: Pads are green with burgundy mottling about 4 inches across, extremely free flowering

Bloom: Petals are a creamy peach, yellow stamen, 4 to 6 inches round, late spring to fall.

Culture: Full sun is a requirement. Best grown in pot with at least 5 gallons of soil, but can be grown in a mud bottom pond as well. At least 6 inches of water over the crown is required, preferably 12-24 inches of water over the crown. Plant only after water temperature is above 60°F. Fertilize every two weeks for best flower display. Calm water is preferred. Be sure that the crown is at least 12 inches below the surface of the water before winter.

Comments: It is a good idea to remove spent flowers and yellow pads on a regular basis. One of the aquatic gardener's favorite waterlilies. It is one of the first to bloom in the spring, blooms through the summer and is one of the latest blooming in the fall. It is extremely free flowering.

Location at Powell Gardens: Island Garden Display Pools



Plant Name: Mayla Hardy Waterlily

Botanical Name: *Nymphaea* 'Mayla'

Hybridizer: Strawn

Year: 1993


Attributes: Pads are green about 9 inches across, very free flowering, odorata rhizome

Bloom: Petals are a fuchsia pink, orange stamen, 4 to 5 inches round, late spring to fall.

Culture: Full sun is a requirement. Best grown in pot with at least 5 gallons of soil, but can be grown in a mud bottom pond as well. At least 6 inches of water over the crown is required, preferably 12-24 inches of water over the crown. Plant only after water temperature is above 60°F. Fertilize every two weeks for best flower display. Calm water is preferred. Be sure that the crown is at least 12 inches below the surface of the water before winter.

Comments: It is a good idea to remove spent flowers and yellow pads on a regular basis. Very fragrant.

Location at Powell Gardens: Island Garden Display Pools



Plant Name: American White Waterlily (no photo)

Botanical Name: *Nymphaea odorata*

Attributes: Pads are green about 6 inches across, not terribly free flowering, odorata rhizome

Bloom: Petals are a white, yellow stamen, about 3 inches round, late spring to fall.

Culture: Full sun is a requirement. Best grown in pot with at least 5 gallons of soil, but can be grown in a mud bottom pond as well. At least 6 inches of water over the crown is required, preferably 12-24 inches of water over the crown. Plant only after water temperature is above 60°F. Fertilize every two weeks for best flower display. Calm water is preferred. Be sure that the crown is at least 12 inches below the surface of the water before winter.

Comments: It is a good idea to remove spent flowers and yellow pads on a regular basis. Very slow to establish.

Location at Powell Gardens: Island Garden Display Pools

Plant Name: American Pink Waterlily (no photo)

Botanical Name: *Nymphaea odorata var. rubra*

Attributes: Pads are green about 7 inches across, somewhat free flowering, odorata rhizome

Bloom: Petals are a crisp pink, yellow stamen, about 4 inches round, late spring to fall.

Culture: Full sun is a requirement. Best grown in pot with at least 5 gallons of soil, but can be grown in a mud bottom pond as well. At least 6 inches of water over the crown is required, preferably 12-24 inches of water over the crown. Plant only after water temperature is above 60°F. Fertilize every two weeks for best flower display. Calm water is preferred. Be sure that the crown is at least 12 inches below the surface of the water before winter.

Comments: It is a good idea to remove spent flowers and yellow pads on a regular basis.

Location at Powell Gardens: Island Garden Display Pools

Plant Name: Peaches and Cream Hardy Waterlily

Botanical Name: *Nymphaea* 'Peaches and Cream'

Hybridizer: Slocum


Year: 1992

Attributes: Pads are green about 7 inches across, fairly free flowering, Marliac rhizome

Bloom: Petals are a creamy yellow with hints of pink, yellow stamen, 5 to 6 inches round, late spring to fall.

Culture: Full sun is a requirement. Best grown in pot with at least 5 gallons of soil, but can be grown in a mud bottom pond as well. At least 6 inches of water over the crown is required, preferably 12-24 inches of water over the crown. Plant only after water temperature is above 60°F. Fertilize every two weeks for best flower display. Calm water is preferred. Be sure that the crown is at least 12 inches below the surface of the water before winter.

Comments: It is a good idea to remove spent flowers and yellow pads on a regular basis. The flowers are held higher above the water than most other waterlilies.



Location at Powell Gardens: Island Garden Display Pools

Plant Name: Perry's Baby Red Hardy Waterlily

Botanical Name: *Nymphaea* 'Perry's Baby Red'


Hybridizer: Slocum

Year: 1989

Attributes: Pads are green about 4 inches across, very free flowering, Marliac rhizome

Bloom: Petals are a deep pink, yellow stamen, about 3 inches round, late spring to fall.

Culture: Full sun is a requirement. Best grown in pot with at least 5 gallons of soil, but can be grown in a mud bottom pond as well. At least 6 inches of water over the crown is required, preferably 12-24 inches of water over the crown. Plant only after water temperature is above 60°F. Fertilize every two weeks for best flower display. Calm water is preferred. Be sure that the crown is at least 12 inches below the surface of the water before winter.



Comments: It is a good idea to remove spent flowers and yellow pads on a regular basis.

Location at Powell Gardens: Island Garden Display Pools

Plant Name: Pink Beauty Hardy Waterlily

Botanical Name: *Nymphaea* 'Pink Beauty' syn. *Nymphaea* 'Odorata Luciana'

Hybridizer: Dreer

Year: 1899

Attributes: Pads are green about 7 inches across, extremely free flowering, Marliac rhizome

Bloom: Petals are a medium pink, yellow stamen, 3 to 4 inches round, late spring to fall.



Culture: Full sun is a requirement. Best grown in pot with at least 5 gallons of soil, but can be grown in a mud bottom pond as well. At least 6 inches of water over the crown is required, preferably 12-24 inches of water over the crown. Plant only after water temperature is above 60°F. Fertilize every two weeks for best flower display. Calm water is preferred. Be sure that the crown is at least 12 inches below the surface of the water before winter.

Comments: It is a good idea to remove spent flowers and yellow pads on a regular basis.

Location at Powell Gardens: Island Garden Display Pools

Plant Name: Pink Sensation Hardy Waterlily (no photo)

Botanical Name: *Nymphaea* 'Pink Sensation'

Hybridizer: Slocum

Year: 1947

Attributes: Pads are green 7 to 8 inches across, very free flowering, Marliac rhizome

Bloom: Petals are a light pink, yellow stamen, about 4 inches round, late spring to fall.

Culture: Full sun is a requirement. Best grown in pot with at least 5 gallons of soil, but can be grown in a mud bottom pond as well. At least 6 inches of water over the crown is required, preferably 12-24 inches of water over the crown. Plant only after water temperature is above 60°F. Fertilize every two weeks for best flower display. Calm water is preferred. Be sure that the crown is at least 12 inches below the surface of the water before winter.

Comments: It is a good idea to remove spent flowers and yellow pads on a regular basis.

Location at Powell Gardens: Island Garden Display Pools

Plant Name: Purple Fantasy Hardy Waterlily (no photo)

Botanical Name: *Nymphaea* 'Purple Fantasy'

Hybridizer: Florida Aquatic Nurseries

Year: 2014

Attributes: Pads are deep green about 8 inches across, fairly free flowering

Bloom: Petals are a deep purple, yellow stamen, 4 to 5 inches round, late spring to fall.

Culture: Full sun is a requirement. Best grown in pot with at least 5 gallons of soil, but can be grown in a mud bottom pond as well. At least 6 inches of water over the crown is required, preferably 12-24 inches of water over the crown. Plant only after water temperature is above 60°F. Fertilize every two weeks for best flower display. Calm water is preferred. Be sure that the crown is at least 12 inches below the surface of the water before winter.

Comments: It is a good idea to remove spent flowers and yellow pads on a regular basis. This is a true inter-subgeneric cross between a tropical and a hardy waterlily.

Location at Powell Gardens: Island Garden Display Pools

Plant Name: Rattana Ubol Hardy Waterlily (no photo)

Botanical Name: *Nymphaea* 'Rattana Ubol'

Hybridizer: Songpanich

Year: 2003

Attributes: Pads are deep green about 6 inches across, fairly free flowering

Bloom: Petals are a very light pink, yellow stamen, about 4 inches round, late spring to fall.

Culture: Full sun is a requirement. Best grown in pot with at least 5 gallons of soil, but can be grown in a mud bottom pond as well. At least 6 inches of water over the crown is required, preferably 12-24 inches of water over the crown. Plant only after water temperature is above 60°F. Fertilize every two weeks for best flower display. Calm water is preferred. Be sure that the crown is at least 12 inches below the surface of the water before winter.

Comments: It is a good idea to remove spent flowers and yellow pads on a regular basis.

Location at Powell Gardens: Island Garden Display Pools

Plant Name: Ruby Star Hardy Waterlily (no photo)

Botanical Name: *Nymphaea* 'Ruby Star'

Hybridizer: Moore

Year: 2010

Attributes: Pads are green 4 to 6 inches across, very free flowering

Bloom: Petals are a deep pink deepening toward the center, yellow stamen, about 3 inches round, late spring to fall.

Culture: Full sun is a requirement. Best grown in pot with at least 5 gallons of soil, but can be grown in a mud bottom pond as well. At least 6 inches of water over the crown is required, preferably 12-24 inches of water over the crown. Plant only after water temperature is above 60°F. Fertilize every two weeks for best flower display. Calm water is preferred. Be sure that the crown is at least 12 inches below the surface of the water before winter.

Comments: It is a good idea to remove spent flowers and yellow pads on a regular basis.

Location at Powell Gardens: Island Garden Display Pools

Plant Name: Sangria Hardy Waterlily (no photo)

Botanical Name: *Nymphaea* 'Sangria'

Hybridizer: Florida Aquatic Nursery

Year: 2014

Attributes: Pads are green with heavy bronze mottling 6 to 7 inches across, fairly free flowering

Bloom: Petals are a deep red with a hint of purple, burnt orange stamen, about 5 inches round, late spring to fall.

Culture: Full sun is a requirement. Best grown in pot with at least 5 gallons of soil, but can be grown in a mud bottom pond as well. At least 6 inches of water over the crown is required, preferably 12-24 inches of water over the crown. Plant only after water temperature is above 60°F. Fertilize every two weeks for best flower display. Calm water is preferred. Be sure that the crown is at least 12 inches below the surface of the water before winter.

Comments: It is a good idea to remove spent flowers and yellow pads on a regular basis. This is an inter-subgeneric cross between a tropical and a hardy waterlily.

Location at Powell Gardens: Island Garden Display Pools

Plant Name: Siam Pink Hardy Waterlily

Botanical Name: *Nymphaea* 'Siam Pink'

Hybridizer: Songpanich

Year: 2007

Attributes: Pads are green with burgundy mottling about 7 inches across, somewhat free flowering

Bloom: Petals are a light almost translucent pink, yellow stamen, about 4 inches round, late spring to fall.

Culture: Full sun is a requirement. Best grown in pot with at least 5 gallons of soil, but can be grown in a mud bottom pond as well. At least 6 inches of water over the crown is required, preferably 12-24 inches of water over the crown. Plant only after water temperature is above 60°F. Fertilize every two weeks for best flower display. Calm water is preferred. Be sure that the crown is at least 12 inches below the surface of the water before winter.

Comments: It is a good idea to remove spent flowers and yellow pads on a regular basis. Wonderful glowing pale pink color. Somewhat of a light bloomer, but the flowers are spectacular. This is an inter sub generic cross between a hardy and a tropical waterlily.

Location at Powell Gardens: Island Garden Display Pools



Plant Name: Siam Purple I Hardy Waterlily (no photo)

Botanical Name: *Nymphaea* 'Siam Purple I'

Hybridizer: Songpanich

Year: 2011

Attributes: Pads are green with burgundy mottling about 7 inches across, somewhat free flowering

Bloom: Petals are a violet purple on the tips fading to white in the center, yellow stamen, about 5 inches round, late spring to fall.

Culture: Full sun is a requirement. Best grown in pot with at least 5 gallons of soil, but can be grown in a mud bottom pond as well. At least 6 inches of water over the crown is required, preferably 12-24 inches of water over the crown. Plant only after water temperature is above 60°F. Fertilize every two weeks for best flower display. Calm water is preferred. Be sure that the crown is at least 12 inches below the surface of the water before winter.

Comments: It is a good idea to remove spent flowers and yellow pads on a regular basis. Wonderful glowing color. Somewhat of a light bloomer, but the flowers are spectacular. This is an inter-subgeneric cross between a hardy and tropical waterlily.

Location at Powell Gardens: Island Garden Display Pools

Plant Name: Tanpong Hardy Waterlily

Botanical Name: *Nymphaea* 'Tanpong'

Hybridizer: Songpanich

Year: 2006

Attributes: Pads are green 7 to 8 inches across, somewhat free flowering

Bloom: Outer petals are white and inner petals are pink, yellow stamen, about 5 inches round, late spring to fall.

Culture: Full sun is a requirement. Best grown in pot with at least 5 gallons of soil, but can be grown in a mud bottom pond as well. At least 6 inches of water over the crown is required, preferably 12-24 inches of water over the crown. Plant only after water temperature is above 60°F. Fertilize every two weeks for best flower display. Calm water is preferred. Be sure that the crown is at least 12 inches below the surface of the water before winter.

Comments: It is a good idea to remove spent flowers and yellow pads on a regular basis. Somewhat of a light bloomer, but the flowers are spectacular.

Location at Powell Gardens: Island Garden Display Pools



Plant Name: Texas Dawn Hardy Waterlily

Botanical Name: *Nymphaea* 'Texas Dawn'

Hybridizer: Landon

Year: 1990

Attributes: Pads are green 7 to 8 inches across, extremely free flowering, tuberosa-Marliac rhizome

Bloom: Petals are creamy yellow, yellow stamen, about 6 inches round, late spring to fall.

Culture: Full sun is a requirement. Best grown in pot with at least 5 gallons of soil, but can be grown in a mud bottom pond as well. At least 6 inches of water over the crown is required, preferably 12-24 inches of water over the crown. Plant only after water temperature is above 60°F. Fertilize every two weeks for best flower display. Calm water is preferred. Be sure that the crown is at least 12 inches below the surface of the water before winter.

Comments: It is a good idea to remove spent flowers and yellow pads on a regular basis.

Location at Powell Gardens: Island Garden Display Pools



Plant Name: Turtle Island Tropic Star Hardy Waterlily

Botanical Name: *Nymphaea* 'Turtle Island Tropic Star'

Hybridizer: Giles

Year: 2015

Attributes: Pads are green 8 to 9 inches across, very free flowering, Marliac-odorata rhizome

Bloom: Petals are narrow pink, yellow stamen, about 6 inches round, late spring to fall.



Culture: Full sun is a requirement. Best grown in pot with at least 5 gallons of soil, but can be grown in a mud bottom pond as well. At least 6 inches of water over the crown is required, preferably 12-24 inches of water over the crown. Plant only after water temperature is above 60°F. Fertilize every two weeks for best flower display. Calm water is preferred. Be sure that the crown is at least 12 inches below the surface of the water before winter.

Comments: It is a good idea to remove spent flowers and yellow pads on a regular basis. Very unique flowers. One of the aquatic gardener's favorites, and a visitor favorite as well. This is an inter-subgeneric cross between a tropical and a hardy.

Location at Powell Gardens: Island Garden Display Pools

Plant Name: Virginalis Hardy Waterlily


Botanical Name: *Nymphaea* 'Virginalis'

Hybridizer: Marliac

Year: 1910

Attributes: Pads are green about 8 inches across, fairly flowering, Marliac rhizome

Bloom: Petals are white, yellow stamen, about 4 inches round, late spring to fall.



Culture: Full sun is a requirement. Best grown in pot with at least 5 gallons of soil, but can be grown in a mud bottom pond as well. At least 6 inches of water over the crown is required, preferably 12-24 inches of water over the crown. Plant only after water temperature is above 60°F. Fertilize every two weeks for best flower display. Calm water is preferred. Be sure that the crown is at least 12 inches below the surface of the water before winter.

Comments: It is a good idea to remove spent flowers and yellow pads on a regular basis.

Location at Powell Gardens: Island Garden Display Pools

Plant Name: Wanvisa Hardy Waterlily

Botanical Name: *Nymphaea* 'Wanvisa'

Hybridizer: Chansilpa

Year: 2010

Attributes: Pads are green with heavy bronze mottling about 6 inches across, very free flowering, Marliac rhizome

Bloom: Petals are a creamy peach with yellow speckling, yellow stamen, about 4 inches round, late spring to fall.

Culture: Full sun is a requirement. Best grown in pot with at least 5 gallons of soil, but can be grown in a mud bottom pond as well. At least 6 inches of water over the crown is required, preferably 12-24 inches of water over the crown. Plant only after water temperature is above 60°F. Fertilize every two weeks for best flower display. Calm water is preferred. Be sure that the crown is at least 12 inches below the surface of the water before winter.

Comments: It is a good idea to remove spent flowers and yellow pads on a regular basis. Occasionally a flower here or there may have some solid yellow petals on it. This is a vigorous plant.

Location at Powell Gardens: Island Garden Display Pools



Plant Name: White Hot Hardy Waterlily

Botanical Name: *Nymphaea* 'White Hot'

Hybridizer: Giles

Year: 2014

Attributes: Pads are green with heavy bronze mottling 6 to 7 inches across, very free flowering

Bloom: Outer petals are a creamy pink inner petals are creamy white, yellow stamen, about 5 inches round, late spring to fall.

Culture: Full sun is a requirement. Best grown in pot with at least 5 gallons of soil, but can be grown in a mud bottom pond as well. At least 6 inches of water over the crown is required, preferably 12-24 inches of water over the crown. Plant only after water temperature is above 60°F. Fertilize every two weeks for best flower display. Calm water is preferred. Be sure that the crown is at least 12 inches below the surface of the water before winter.

Comments: It is a good idea to remove spent flowers and yellow pads on a regular basis. This is a very unusual plant as the color fades from the outside of the flower in instead of fading from the inside of the flower out as in most other waterlilies. The mottled pads are also quite attractive.

Location at Powell Gardens: Island Garden Display Pools

